



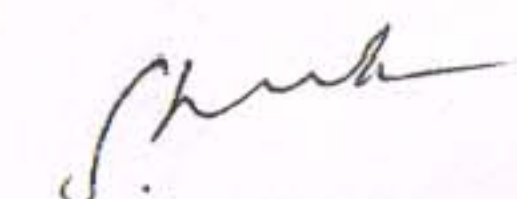
**DETAIL OF CLASSIFICATION OF EXPENDITURE FOR THE YEAR 2015-16 M.C. INDRI**

Sr. No	Name of Head	Cl. PBR. No.	4/15	5/15	6/15	7/15	8/15	9/15	10/15	11/15	12/15	1/16	2/16	3/16	TOTAL EXP.
1	Gen. Department Estt.	165	179971	80511	594525	629247	372494	329447	270981	506116	293161	246473	264356	224488	3991770
2	Tax Department Estt.	166	0	0	48000	38818	24376	17788	21018	22885	20198	41162	18198	18198	270641
3	Fire Brigade Estt.	167	16124	0	492226	278616	376590	0	0	409524	66862	0	199377	25701	1865020
4	Sanitation Deptt. Estt.	168	0	345000	1054510	1071576	620290	562641	814821	617753	575953	658007	597413	481766	7399730
5	Veterinary Deptt. Estt.	169	0	0	0	0	0	0	0	0	0	0	0	0	0
6	Works Estt.	170	0	99008	199571	109639	106135	127089	155154	149026	183767	170364	150364	172525	1622642
7	Contingency Gen. Deptt.	171	6265	1646	27697	16141	45788	11844	8613	12905	6304	18902	9604	3778	169487
8	Contingency Tax Deptt.	172	61242	0	32046	35996	22965	27296	0	0	14738	88040	7180	0	289503
9	Contingency Lighting Dep	173	0	0	151873	0	4628	0	20237	0	21392	5800	18077	0	222007
10	Fire Brigade Conti.	174	0	315	74960	319	16596	0	12700	0	0	13045	0	0	117935
11	Conti. Sanitation Deptt.	175	0	0	0	26682	0	55654	0	9396	1120	71100	8201	16209	188362
12	Conti. M.C. Work Deptt.	176	4500	51200	1650	0	0	8074	0	17935	8933	11750	0	0	104042
13	Slaughter House	177	0	0	0	0	0	0	0	0	0	0	0	0	0
14	Genral Office Rep.	178	0	0	0	0	0	0	0	0	0	0	0	0	0
15	Const./Repair of Shope	179	0	0	0	0	0	0	0	0	0	0	0	0	0
16	Mtc. Of Parks of Town	180	3578	0	0	0	0	0	0	0	0	0	0	0	3578
17	New Street Light Point	181	0	0	0	0	0	0	0	0	0	4994	0	4966	9960
18	Const. of Drain	182	0	0	0	0	0	0	0	0	0	0	0	0	0
19	Const. Of Road/Street	183	0	0	0	0	0	0	0	0	0	0	0	0	0
20	Rep. of Primery School	184	0	0	0	0	0	0	0	0	0	0	0	0	0
21	T.A	185	0	9477	0	37348	2160	3440	0	0	0	0	0	0	52425
22	Hiring of Car/Jeep	186	0	0	0	0	0	0	0	0	0	0	0	0	0
23	Repayment of Lown	187	0	0	0	0	0	0	0	0	0	0	0	0	0
24	Law Charges	188	3000	0	15375	1125	9900	19250	0	0	0	0	0	0	48650
25	Election Expenses	189	0	0	0	0	0	0	0	0	0	0	0	0	0
26	Audit Fees	190	0	0	0	0	0	0	0	0	0	0	0	0	0
27	Mise. Unclassified	191	12400	0	86058	14637	298	25000	20897	4944	10810	53120	0	57121	285285
28	1% DULB Share	192	0	0	0	0	0	0	0	0	0	0	0	0	0
29	Res. Unforseen Charges	193	0	0	0	0	0	0	0	0	0	0	0	0	0
30	Advance & Deposit	194	0	0	11740	10000	0	20000	0	45645	57897	43838	32243	0	221363
31	Printing and Stationery	195	0	0	455	0	0	0	0	0	0	3352	1617	0	5424
32	Cattal Pound	196	0	0	0	0	0	0	0	0	0	0	0	0	0
<b>TOTAL</b>			<b>287080</b>	<b>587157</b>	<b>2790686</b>	<b>2270144</b>	<b>1602220</b>	<b>1207523</b>	<b>1324421</b>	<b>1796129</b>	<b>1261135</b>	<b>1429947</b>	<b>1306630</b>	<b>1004752</b>	<b>16867824</b>

Certified to be true copy

  
Secretary  
Municipal Committee  
INDRI (Karnal)

  
Resident Audit Officer  
Municipal Committee Indri

  
Secretary  
Municipal Committee  
INDRI (Karnal)

**DETAIL OF CLASSIFICATION OF INCOME FOR THE YEAR 2015-16 M.C. INDRI**

Sr. No	Name of Head	Cl. P. No.	4/15	5/15	6/15	7/15	8/15	9/15	10/15	11/15	12/15	1/16	2/16	3/16	TOTAL INCOME
1	Interest	137	9386	0	0	0	0	12392	34796	21315	12903	7822	13615	25312	137541
2	Misc unclassified Receipt	138	63004	37204	31493	60119	111964	70062	36287	8841	10250	16135	6295	28844	480498
3	Tax on land and Building	139	32029	62374	35790	201509	591056	938145	340471	39048	79007	238487	37996	39945	2635857
4	Stamp Duty	140	0	0	0	1268000	0	0	1652250	0	0	0	2E+06	0	4420250
5	Service Tax	141	27925	25910	29216	22907	27178	20733	31860	52560	42122	31690	33587	25942	371630
6	Licence fee U/S 128	142	600	0	6600	240	0	0	0	0	0	0	0	6240	13680
7	Tax on Vehicles Reg.	143	34850	13000	32350	52850	58400	27200	32100	14250	79250	39950	62900	53400	500500
8	Vehicle Driving Lic. Tax	144	0	0	0	0	0	0	0	0	0	0	0	0	0
9	Excise Duty Share	145	0	0	1290380	0	0	0	0	0	0	0	0	0	1290380
10	Misc Coping Fee/RTI	146	3100	1800	4371	2265	5980	2936	3158	4150	7860	3360	3000	5110	47090
11	Rent	147	198369	259273	257117	164034	194973	148179	227266	377834	302329	222363	248049	186945	2786731
12	Lease Money	148	0	0	0	0	74000	150000	0	0	40000	0	0	0	264000
13	Sale of land	149	0	0	0	0	0	0	0	0	0	0	0	0	0
14	Tehbjari/Malba Charge	150	28200	12600	10800	9600	21600	15600	0	46600	7800	1200	0	1200	155200
15	Electricity Duty	151	0	0	0	0	0	0	0	0	0	0	0	0	0
16	Fire Charges	152	0	3200	5200	400	0	0	0	0	1600	0	800	0	11200
17	Fire Tax	153	1322	3022	3145	18665	51946	87322	25741	2785	4924	36232	3401	2505	241010
18	Hadda Roda	154	0	0	0	0	0	0	0	0	0	0	0	0	0
19	Slaughting Fee	155	0	0	0	0	0	0	0	0	0	0	0	0	0
20	Licence fee U/S 197	156	16180	0	4080	840	0	0	0	0	0	0	0	0	21100
21	Road Cut Charges	157	0	0	0	104574	0	0	0	0	0	0	0	0	104574
22	Development Charges	158	24492	21300	50200	12900	246900	140320	0	47615	10220	11080	0	2715	567742
23	Non Ref. Secq. Money	159	0	0	0	0	0	0	0	0	0	0	0	0	0
24	Advance & Deposit	160	36742	28720	2031188	42150	81944	114730	0	152737	59480	31309	0	200	2579200
25	Cattle Pound	161	0	0	0	0	0	0	0	0	0	0	0	0	0
	<b>TOTAL</b>		<b>476199</b>	<b>468403</b>	<b>3791930</b>	<b>1961053</b>	<b>1465941</b>	<b>1727619</b>	<b>2383929</b>	<b>767735</b>	<b>657745</b>	<b>639628</b>	<b>1909643</b>	<b>378358</b>	<b>16628183</b>

**Certified to be true copy**

*[Signature]*  
**Secretary**  
**Municipal Committee**  
**INDRI (Karnal)**

*[Signature]*

**Resident Audit Officer**  
**Municipal Committee Indri**

*[Signature]*  
**Secretary**  
**Municipal Committee**  
**INDRI (Karnal)**